

# Student Handout

## Ukrainian Egg Decorating 4 Fun

### Learn to Write Pysanky

The colourful **pysanka** (Ukrainian Easter Egg) holds a unique place in Ukrainian folk art. In the tradition that has been handed down through generations, designs are made on a real egg with beeswax and a specialized tool designed **to be used with a candle (called a "kistka")**. The egg is emerged into a succession of dye baths. The area that has beeswax on it is protected from the dye. When the beeswax is melted and wiped off at the end of the process, the beautiful colours of the pysanka are revealed.

#### How to Protect and Display Your Pysanka


Your pysanka will last forever if displayed with care. Emptying the egg is optional. Keep your pysanka away from heat or direct light. You can polish it with a light coat of vegetable oil.

#### Where to Purchase Kits and Get More Information on Pysanky


[www.babasbeeswax.com](http://www.babasbeeswax.com)

download free activity sheets at [www.babasbeeswax.com](http://www.babasbeeswax.com)

### Practice Page



Plan your  
pysanky designs  
and symbols  
here!




Guy Kistka



# Let's Write a Pysanka at Home

Ukrainian Egg Decorating is Fun



**Student Kit**

Everything you need to learn pysanky online. Baba's Student Pysanky Kit contains 1 pure beeswax, 1 size medium kistka, 4 pysanka dyes (yellow, orange, red, black), 1 pure beeswax and step-by-step online video at <https://youtu.be/63Pd1-nPMug>



**Basic Kit**

Making Pysanky has never been so easy or affordable! Baba's Basic Kit contains everything you need to make beautiful Pysanky by the dozens the traditional way! For 2 or more people, just purchase an additional kistka and easily share everything else in the kit!

## Order Form

see more at [www.BabasBeeswax.com](http://www.BabasBeeswax.com)

Description	Qty.	Unit Price	Amt.
<b>Student Kit</b> (as shown above) - everything you need to make dozens of pysanky		\$19.99	
① <b>Additional Beeswax</b> – black colour makes lines and patterns visible on eggshell		\$2.69	
② <b>Additional Kistka</b> - the most popular kistka is size medium, followed by size fine Size ____ F ____ M ____ H ____ XF		\$6.39	
③ <b>Additional Dyes</b> – superior quality for over 75 years; designed for eggshells, will last indefinitely; available in 19 vibrant colours; aniline, non-edible, water soluble ____black ____brick ____dark green ____dark red ____light blue ____light green ____turquoise ____yellow ____orange ____pink ____teal ____purple ____pumpkin ____gold ____red ____raspberry ____royal blue ____scarlet ____brown		\$2.89	
<b>Coloured Instruction Pamphlet—Ukrainian Easter Egg Pysanka Beginners' Designs</b> with instructions, 45 sample designs, coloured diagrams, helpful hints, and important information		\$6.50	
<b>Baba's Basic Pysanky Kit</b> – 1 pamphlet of instructions, 45 designs, coloured diagrams, helpful hints and important information, 1 pure beeswax, 1 size medium kistka, 5 egg dyes (yellow, light green, orange, red, dark red ) 1 cleaning wire (to clean debris from kistka)		\$30.99	
<b>Pysanka Power! Birthday Party Ideas &amp; Planner</b> (2012) - by Joan Brander		\$5.00	
<b>Pysanky on Paper: An Activity Book for Children</b> (1997) - by Joan Brander; contains Pysanky pictures, puzzles, games, learning activities and much, much more (suitable for 2 to 12 years)		\$12.00	
<b>My First Pysanka—Symbols my Baba Taught Me</b> (2018) - by Joan Brander		\$10.00	

2024 Prices subject to change without notice

Any questions? Contact Joan Brander at 604-275-8169 [www.BabasBeeswax.com](http://www.BabasBeeswax.com)

<b>Shipping Information:</b>	
NAME:	
TEACHER/GRADE:	
ADDRESS:	
CITY/PROVINCE:	POSTAL CODE:
EMAIL :	TELEPHONE:

Sub-Total:	
Add 20% to mail orders or pick up for FREE	
GST/PST—not applicable	Nil
Total:	

Payment Options:

CREDIT CARD

CHEQUE ENCLOSED \$ \_\_\_\_\_ make payable to Baba's Beeswax

eTRANSFER [joan@babasbeeswax.com](mailto:joan@babasbeeswax.com)

Credit Card Number

Expiry Date

Signature

3 digits on back